


ENOVA INDUCTION 48"



CODE ID

700 SERIES ENOVA CUSTOM 48 INCH INDUCTION COOKTOP

F7ECIK48MB1



Easy Clean Ceramic Glass



Bridge Zone



Power Boost Burner



Pan Detection system



Digital Controls



Residual Heat Sensor



Warming Function

SUMMARY DESCRIPTION

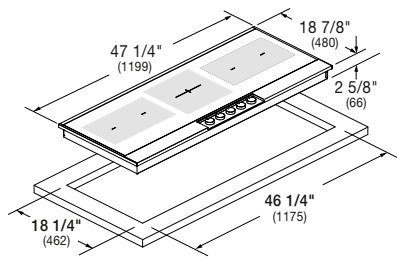

The Enova 700 series 48" Customizable Matte Black Cooktop has a unique design incorporating elegant tactile knobs recessed into a 5/8" thick metal frame with removable and interchangeable control panel insert and side profiles. These profiles are available in matte black, brushed brass, or satin aluminum finishes are included. The cook top features our Quantum induction for unsurpassed power and efficiency. Each cooktop has 5 cooking zones controlled via an elegant electronic knob, with one 11" max power zone plus 2 bridge zones, each zone featuring, warm, warm plus, 1-9 levels, with boost and auto functions. The Enova cook top has all the functionality and performance you would expect from an ultra premium appliance in an exclusive and customizable design.

SPECIFICATIONS

Elegant Ceramic glass surface
5 Cooking Zones
Booster function for each cooking zone
Residual heat and Power-on Indicators
Melting and Simmering function
Knob Controlled
Pot Detection System
Child Lock Function
Failure Codes Indication
Digital Display for Power Level
Automatic Preheat Function

INCLUDED ACCESSORIES

Enova Custom Metal Kit



| CODE ID | | F7ECIK48MB1 | | | |
|---|----------------------|----------------|---------------------------------|-----------------|-----------------|
| Size | 48" | | | | |
| Aesthetics | Matte Black | | | | |
| COOKTOP | | | | | |
| Type | Induction | | | | |
| Cooking Surface | Ceramic Glass | | | | |
| Knobs layout | Embedding | | | | |
| INDUCTION CONTROL FEATURES | | | | | |
| Induction Features | Pot Detection System | | Child lock function | | |
| | Cooling fan system | | Cooking Power Levels indication | | |
| Knob for power setting | • | | | | |
| Cooking Power Levels | 1 to 9 | | | | |
| Wide digital display for power level indication | • | | | | |
| Melting Function 113°F/45°C | • | | | | |
| Warming Function 158°F / 70°C | • | | | | |
| Simmer Function 205°F / 95°C | • | | | | |
| Booster/Fast boil function for each zone | • | | | | |
| Automatic Preheat Function | • | | | | |
| Bridge Function | • | | | | |
| Residual heat indication | • | | | | |
| COOKING ZONES FEATURES | Dimension | | Power | | |
| 5 Cooking Zone (2 Bridge Zone) | | | | | |
| 1 Left/Left | Octa Inductor | 8-5/8"x 7-1/8" | 220 x 180 mm | Level 9 - 2100W | Booster - 3700W |
| 2 Left/Centre | Octa Inductor | 8-5/8"x 7-1/8" | 220 x 180 mm | Level 9 - 2100W | Booster - 3700W |
| 3 Middle dual circuit | Round Inductor | 11" | Ø 280 mm | Level 9 - 2600W | Booster - 5500W |
| 4 Right/Centre | Octa Inductor | 8-5/8"x 7-1/8" | 220 x 180 mm | Level 9 - 2100W | Booster - 3700W |
| 5 Right/Right | Octa Inductor | 8-5/8"x 7-1/8" | 220 x 180 mm | Level 9 - 2100W | Booster - 3700W |
| DIMENSIONS / WEIGHT | | | | | |
| Overall - width | | | 47 1/4" | 1199 mm | |
| Overall - height (Without Conduit) | | | 2 5/8" | 66 mm | |
| Overall - depth | | | 18 7/8" | 480 mm | |
| Cutout - width | | | 46 1/4" | 1175 mm | |
| Cutout - depth | | | 18 1/4" | 462 mm | |
| Gross Weight | | | 64 lbs | 29 kg | |
| POWER / RATINGS (208/240 V, 60 Hz) | | | | | |
| KW/Amps rating at 240V, 60Hz | 10,8 kW - 45Amps | | | | |
| KW/Amps rating at 208V, 60Hz | 9,4 kW - 45Amps | | | | |
| Conduit | • | | | | |
| INSTRUCTIONS FOR USE | | | | | |
| Use & Care Manual - Installation Manual | EN, SP, FR | | | | |